

Quick Reference Guide

to BERNINA Presser Feet, Attachments, and Accessories

BERNINA⁺ Presser Feet:

- are precision engineered for specific functions
- are Swiss-made for the highest quality
- are one-piece metal feet, making them strong and durable
- are easy to change with one hand, requiring no special tools
- have a white shank, making it easier to see the eye of the needle, resulting in easier threading
- are, in some cases, modeled after commercial feet used in factories to increase speed and production with professional looking results
- do the job intended in relation to all types of sewing (garment making, quilting, crafting, etc.)
- are supported by the best and most complete educational materials in the industry such as *Feet-ures*, Volumes 1, 2, and 3 and the BERNINA website (www.bernausa.com)

Understanding the Numbers/Letters

BERNINA presser feet are numbered and may have one or two additional versions with a letter that follows the number, such as Edgestitch Foot #10C or Jeans Foot #8D.


No Letter—The number *without* a letter refers to a foot engineered to be used with BERNINA models that have a CB Hook and a maximum stitch width of 5.5mm. These feet may also be compatible with models that have a 9mm width when a 9mm width is not applicable, such as when making pintucks with feet #30, 31, 32, or 33.

The Letter “C”—When a foot number is followed by a C, it indicates a version of the foot made for models that have rotary hook systems and a maximum stitch width of 9mm. The “C” stands for coded and refers to the sensor on the foot that works with the electronics of the machine to engage the wider stitch width (see page 8 for more information on sensors). The sole of the “C” foot is usually larger to fit the wider feed dogs of the rotary hook machines.
Exceptions: Overlock Foot #2/2A: 2A is larger to fit the wider feed dog but does not have a sensor for a wider stitch because the overlock stitches are not used at wide widths. Extra Wide Gathering Foot #16C: 16C is larger to fit the wider feed dog but does not have a sensor for a wider stitch width.

The Letter “D”—The feet that have a number followed by a D are designed to work with the 8-Series (models 830 and 820) Dual Feed feature. After attaching the foot, the dual feed mechanism is positioned in the cutout on the back of the foot, engaging the BERNINA Dual Feed system. It is recommended that the D-Feet are used only when engaging the BERNINA Dual Feed feature.



PRESSER FEET PRODUCTION



Assembling the Walking Foot • Hand-polishing Presser Feet Soles • Assembling the Blind Hem Foot

Quick Reference Guide

to BERNINA Presser Feet, Attachments, and Accessories



ZIGZAG FOOT #0

All-purpose foot for straight stitch, zigzag, and other forward-feed stitches.



ZIPPER FOOT #4/4D

Designed to stitch next to zipper coils, this foot requires the use of a far right or far left needle position.



REVERSE PATTERN FOOT #1/1C/D

All-purpose foot that works well for forward-feed and multi-motion decorative stitches.



BLIND HEM FOOT #5

Works with the Blindstitch for sewing “blind” hems. The foot design helps to create a smooth, un-puckered hem.



OVERLOCK FOOT #2/2A

For use with overlock stitches to overcast fabric edges, attach ribbing, and sew overlock seams.



EMBROIDERY FOOT #6

Designed for heavy satin stitching and appliqué, this foot also has a hole for sewing over narrow cord and elastic thread.



STANDARD BUTTONHOLE FOOT #3/3C

For manual buttonholes, the sole has two grooves for the beads of the buttonhole to move freely.



TAILOR TACK FOOT #7

Designed to make tailor tacks to transfer pattern markings, it also does decorative work such as fagoting and fringing.



AUTOMATIC BUTTONHOLE FOOT #3A

Works with computerized models to make measured, repeatable buttonholes automatically. Also has slide for manual measuring.



JEANS FOOT #8/8D

This hinged, straight stitch foot concentrates needle power for better penetration when sewing through thick, heavy, dense layers.



BUTTONHOLE FOOT with SLIDE #3B

Alignment guides make it easier to make manual buttonholes of the same length.



DARNING FOOT #9

Free-motion foot for darning and other free-motion work such as thread painting, bobbin play, and quilting.

Quick Reference Guide

to BERNINA Presser Feet, Attachments, and Accessories



EDGE STITCH FOOT #10/10C/10D

Has a guide to help stitch perfectly straight along a seam or edge; great for in-the-ditch stitching.



GATHERING FOOT #16/16C

Easily gather fabrics. Wide "C" version fits 9mm feed dog but does not accommodate 9mm stitch width.



CORDONNET FOOT #11

Use heavy decorative thread in the needle (topstitching needle) and sew beautiful straight



BUTTON SEW-ON FOOT #18

Quickly and easily sew flat buttons with or without thread shanks.




BULKY OVERLOCK FOOT #12

Designed to sew heavy knits, also great for rounded piping, couching cord, & attaching beads.



OPEN EMBROIDERY FOOT #20/20C/20D

Similar to Foot #6 but has the front bar cut away for better visibility of the stitching area.



BULKY OVERLOCK FOOT #12C

Functions same as Foot #12 with a larger "tunnel." Also has a hole on top for couching (see Foot #21).



BRAIDING FOOT #21

Has a beveled hole to hold thick yarns, decorative threads, and narrow braids for couching.




EMBROIDERY FOOT #15

Used with the *artista* embroidery module for machine embroidery.



CORDING FOOT #22

Uniquely designed with three grooves to hold and control narrow cords side-by-side for couching.



ZIPPER FOOT WITH GUIDE #14D

This Dual Feed presser foot has an adjustable guide for sewing even laps when inserting zippers.



CLEAR EMBROIDERY FOOT #23

For satin stitching and appliqué, the clear sole offers great visibility of the stitching area.

Quick Reference Guide

to BERNINA Presser Feet, Attachments, and Accessories



FREEHAND EMBROIDERY FOOT #24

The cut-away portion of this free-motion foot offers better visibility



7-GROOVE PINTUCK FOOT #32

Sew double needle tucks in lightweight fabrics such as shirting and silk.



CORDING FOOT #25

Uniquely designed with five grooves to hold and control narrow cords side-by-side for couching.



9-GROOVE PINTUCK FOOT #33

Sew double needle tucks in fine fabrics such as batiste.



TEARDROP EMBROIDERY FOOT #26

The teardrop-shaped cutout provides improved thread control for machine embroidery.



CLEAR FOOT #34/34C/34D

Similar to Reverse Pattern Foot #1/1C/1D, this foot has a clear sole for increased stitch visibility.



FREEHAND QUILTING FOOT #29/29C

Designed for free-motion quilting, the clear sole offers great visibility.



INVISIBLE ZIPPER FOOT #35

Specially designed to insert in-seam "invisible" zippers; eliminates the need to press zippers open!



3-GROOVE PINTUCK FOOT #30

Sew double needle tucks in heavier fabrics such as denim and wool.



PATCHWORK FOOT #37/37D

Designed to make sewing 1/4" and 1/8" seams easy and precise.



5-GROOVE PINTUCK FOOT #31

Sew double needle tucks in medium weight fabrics such as linen and chambray.



PIPING FOOT #38

Use to make flat, couture piping and for uneven sewing surfaces such as when sewing on heavy trims and webbing.

Quick Reference Guide

to BERNINA Presser Feet, Attachments, and Accessories



CLEAR EMBROIDERY FOOT 39/39C

Similar to Embroidery Foot #6 but with a clear sole for better visibility; has a hole for sewing over elastic cord.



NEEDLE PUNCH SET FOR CB HOOK

Duplicates the look of hand needle felting but is much faster. Works only with CB Hook systems. Comes with a special stitch plate.



SIDEWAYS MOTION FOOT #40C

For sewing large directional sewing motifs on certain models.



CLEAR PINTUCK FOOT #46C

For sewing alternating parallel rows of pintucks and decorative stitches.



BERNINA STITCH REGULATOR #42 (BSR)

Patented foot that gives even, consistent free-motion stitches without hours of practice.



TRIPLE SOLE WALKING FOOT #50

Works with feed dog to keep layers of fabric from shifting while being stitched. Especially good for quilting and matching plaids.



FREE-MOTION COUCHING FOOT #43

Holds narrow cords in place for free-motion couching; straight stitch only.



ROLLER FOOT #51

Rollers on the sole help fabric feeding when sewing leather, plastic, velvet, etc.



ECHO QUILTING & CUTWORK FOOT #44C

Suitable for echo & free-motion quilting, Foot #44 also works with the BERNINA CutWork Tool to produce beautiful CutWork designs.



NON-STICK ZIGZAG FOOT #52/52C/52D

Special coating on the sole lets foot slide over plastic, leather, and other "sticky" fabrics.



NEEDLE PUNCH SET FOR ROTARY HOOK #45

Duplicates the look of hand needle felting but is much faster. Works only with Rotary Hook systems. Comes with a special stitch plate.



NON-STICK STRAIGHT STITCH FOOT #53

Similar to Foot #13 but has a special coating on the sole to slide over plastic, leather, etc.

Quick Reference Guide

to BERNINA Presser Feet, Attachments, and Accessories




NON-STICK ZIPPER FOOT WITH GUIDE #54

Similar to Foot #4 but has an adjustable guide and special coating on sole to slide over any fabric including plastic, leather, etc.



2mm STRAIGHT STITCH HEMMER FOOT #62

Double-turned hem rolled and stitched in one operation; use straight stitch only.



LEATHER ROLLER FOOT #55

Gives maximum maneuverability enabling you to follow any contour and sew over uneven layers.



3mm ZIGZAG HEMMER FOOT #63

Double-turned hem rolled and stitched in one operation; use stitches up to 3mm wide; good for curves.



NON-STICK OPEN EMBROIDERY FOOT #56

Similar to Foot #20 but has a special coating on the sole to slide over plastic, leather, etc.



4mm STRAIGHT STITCH HEMMER FOOT #64

Double-turned hem rolled and stitched in one operation; use straight stitch only.



PATCHWORK FOOT WITH GUIDE #57/57D

Essentially the same as Foot #37 with an added guide for extra insurance for precision stitching.



6mm ZIGZAG HEMMER FOOT #66

Double-turned hem rolled and stitched in one operation; use stitches up to 6mm wide.



DOUBLE CORD FOOT #59/59C; #60/60C

Couch double or single rows cord. Also good for single and double piping. #59/59C: 4mm-6mm cord #60/60C: 7mm-8mm cord



2mm ROLL AND SHELL HEMMER FOOT #68

Double-turned soft hem rolled and stitched in one operation; use stitches up to 2mm wide.



2mm ZIGZAG HEMMER FOOT #61

Double-turned hem rolled and stitched in one operation; use stitches up to 2mm wide.



4mm ROLL AND SHELL HEMMER FOOT #69

Double-turned soft hem rolled and stitched in one operation; use stitches up to 4mm wide.

Quick Reference Guide

to BERNINA Presser Feet, Attachments, and Accessories



4mm LAP SEAM FOOT #70

Makes easy 4mm flat felled seams by folding and holding the fabric for stitching.



BINDER ATTACHMENT #85

Feeds pre-folded binding or unfolded binding strips for stitching.



8mm LAP SEAM FOOT #71

Makes easy 8mm flat felled seams by folding and holding the fabric for stitching.



RUFFLER ATTACHMENT #86

Gather or pleat fabrics; also gathers/pleats and attaches to a flat layer in one operation.



FOOT ADAPTER #75 & #77

Low shank adapter for generic feet and the BERNINA Ruffler Attachment #86.



BINDER ATTACHMENT #87

Feeds pre-folded binding or unfolded binding strips for stitching. Comes in 3 sizes.



CUT 'n' SEW ATTACHMENT #80

Trims fabric and sews in one pass—similar to a serger; requires Foot #90 (included).



BINDER ATTACHMENT #88

Folds a flat strip of fabric around fabric edge & holds it in place for stitching. Comes in 3 sizes.



EYELET EMBROIDERY SET #82

Makes a variety of sizes of embroidered eyelets. Requires Foot #92 (included).



SPANISH HEMSTITCHING ATTACHMENT

Ideal for sewing on edgings and fringe, as well as for joining two pieces of fabric together with a fagoted seam, adding an heirloom touch.



CIRCULAR EMBROIDERY ATTACHMENT #83

Works with most presser feet and stitches to sew perfect circles.

Quick Reference Guide

to BERNINA Presser Feet, Attachments, and Accessories

Coded Feet

The current sensor of the coded feet enables the foot to sense the stitch width—5mm or 9mm. Coded feet will be manufactured with a new sensor that detects the stitch width and is also part of the new presser foot recognition System of the 8-Series machines.



“old” sensor

“new” sensor

Other points to know:

- All existing classic feet, the C-feet and all feet without sensor, can be used with the BERNINA 820 & 830.
- The 9mm detection is the same with "old" C-feet and with new C-feet.
- A foot without a sensor will be detected as a 5.5mm foot. This means straight stitch feet will not be detected automatically but each mounted foot can be selected from the list of the touch screen.



For complete information on using all of the BERNINA[®] presser feet and accessories, see *Feet-ures*, a 3-volume set of spiral-bound books. This comprehensive guide includes technique and setting specifics plus a useful cross-check feature referencing all BERNINA[®] presser feet that can be used for particular techniques.

Video clips showing basic uses of each BERNINA presser foot and accessory are available at:

www.berninausa.com

Go to: products > accessories > presser feet

Quick Reference Guide

to BERNINA Presser Feet, Attachments, and Accessories

BERNINA DesignWorks

Tools

If you want to work with existing files to cut, paint, and/or crystallize your projects, then purchase the appropriate tool or tools for your machine.



CutWork Accessory
034276.70.00



PaintWork Accessory
033692.70.00



CrystalWork Accessory
034273.70.00



Software

If you want to create your own files to cut, paint, and crystallize your projects, then purchase the appropriate tool or tools above and add the Software Suite with the corresponding access code(s).

**BERNINA DesignWorks
Software with Dongle**
034275.70.00



CutWork Software Access Code
034229.70.01



**PaintWork Software Access
Code** 034229.70.00



CrystalWork Software Access Code
034229.70.02

